



Covered Bond Transparency Information

The Mortgage Society of Finland

Information as at September 30, 2024

Published on October 28, 2024

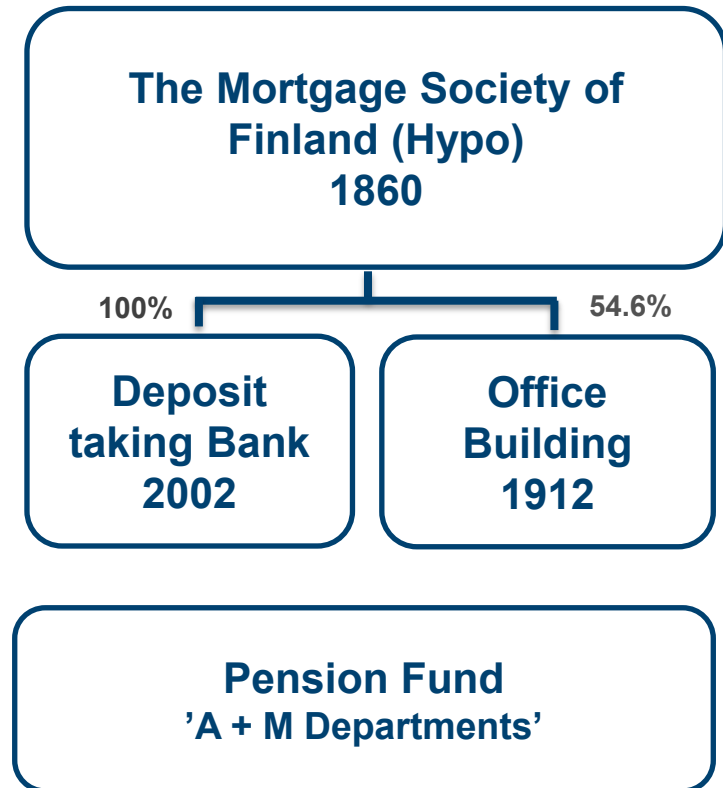
About the Issuer



Hypo Group Overview



- Founded in 1860
 - The oldest private credit institution in Finland
- Mutual company governed by the member customers
 - All returns are kept within Hypo
- Retail banking, no corporate lending
- Specialised in mortgage financing
- Residential property always as collateral
- Strong loan book - NPLs 0.33% (as at 3Q24)
- Total assets EUR 3.6 billion (as at 3Q24)
- Established and regular issuer in Finland
- S&P issuer rating 'BBB/A-2' (stable)
- S&P covered bond ratings 'AAA' (stable)
- Supervised by the FIN-FSA



S&P Issuer Credit Rating of Hypo: 'BBB/A-2' (stable)



Anchor Rating for Finnish Commercial Banks

a-

1. Hypo business position

-2

- Niche residential mortgage financier in Finland
- Expectation of ongoing business stability given selective business underwriting which partly offsets concentrated business profile
- Well positioned for further loan growth and to increase operational efficiency

2. Hypo capital and earnings

+2

- Very strong risk-adjusted capitalization (RAC)
- Profit retention as a Mutual company, profits only used for capital build-up

3. Hypo risk position

-1

- Strong asset quality and exceptional decades-long loan-loss track record
- Very conservative lending and underwriting standards with a focus on urban areas
- Concentration and cyclical risk in the lending book

4. Hypo liquidity and funding

-1

- Issuance of covered bonds improves funding maturity and leads to a well-matched funding profile
- Less stable deposit base and higher share of wholesale funding than domestic peers'

Hypo Credit Rating

BBB (stable)

Covered Bonds



Hypo Covered Bonds Executive Summary – 30.9.2024



- Issuer is the Group parent, no separate covered bond issuer
- Hypo is a member of ECBC
- Covered bonds rated 'AAA' (stable) by S&P
- Cover pools consist 100% of Finnish residential property
 - Regulatory risk weight of pool assets 35% (Basel III standard method)
 - All collateral located in selected prime growth centers
- Total amount outstanding EUR 1,720 million
- Current WALTV's for pools 34.2% and 21.7%
- Current nominal overcollateralization for pools 29.0% and 27.5%
 - Commitment to keep the OC, in both pools, all times at a level commensurate with a 'AAA' rating from S&P Global Ratings
 - Legally binding OC requirement: 2% of the net present value
- Hedging agreements in place to mitigate interest rate risk

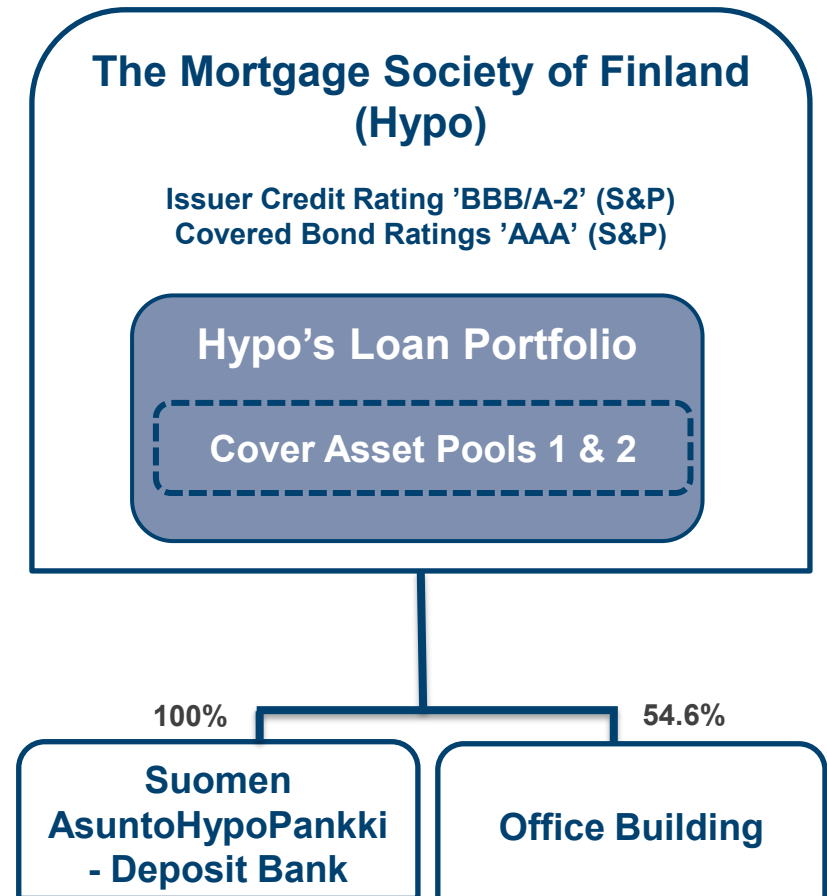
Type	ISIN	Issue Date	Maturity Date	Nominal (m€)	Coupon	Pricing
Covered – Pool 1	FI4000375092	13.3.2019	13.3.2026	300	Fixed +0.5	MS +15
Covered – Pool 1	FI4000496344	24.3.2021	24.3.2031	300	Fixed +0.01	MS +6
Covered – Pool 1	FI4000522420 (own use)	20.4.2022	20.4.2025	70	Float EUB 3M +7 bps	
Covered – Pool 1	FI4000375092 (tap)	26.4.2022	13.3.2026	150	Fixed +0.5	private placement
Covered – Pool 2	FI4000541461	15.11.2022	15.11.2027	300	Fixed +3.25	MS +23
Covered – Pool 2	FI4000549605	15.3.2023	15.9.2028	300	Fixed +3.625	MS +32
Covered – Pool 2	FI4000570684	10.4.2024	10.4.2029	300	Fixed +3.125	MS +43

SECURE WAY FOR BETTER LIVING.

Simple Structure, High Transparency



- Covered bonds issued directly from Hypo's balance sheet
 - Issuer the group parent Hypo
 - No separate covered bond entity
 - The assets are segregated by covered bond registers
- Issuer Credit Rating 'BBB/A-2' (stable)
- Covered Bond Ratings 'AAA' (stable)



New Act on Mortgage Credit Banks and Covered Bonds (151/2022)



- The New Finnish Act came into force on July 8th, 2022
 - New Act repealed the old Act on Mortgage Credit Bank Operations (688/2010)
 - All future new issuance will be done under the new Act
 - Hypo will have two pools: one for issuance under the old Act and one for issuance under the new Act
 - All issues compliant with the new Act can use the label "European Covered Bond (Premium)"
- The Mortgage Society of Finland was granted a licence to issue covered bonds under the new Act by the Finnish Financial Supervisory Authority

Cover Asset Pool 1

Act 688/2010



Eligibility Criteria for Cover Pool 1



Origination	<ul style="list-style-type: none">• Issuer the Mortgage Society of Finland (Hypo)• Only mortgage loans originated by Hypo
Assets Categories	<ul style="list-style-type: none">• 100% Finnish residential assets<ul style="list-style-type: none">• Retail mortgages• Housing company residential mortgages (common debt between multiple individuals)
Customer Credit Quality	<ul style="list-style-type: none">• No arrears (>30 days)• No negative credit history• Over 65% of the pool loans have the best internal credit class 'A'
Collateral	<ul style="list-style-type: none">• Maximum LTV limit 70%• Current Pool WALTV 34.2%• Finnish residential collateral, located in prime growth centers• Collateral valuations updated quarterly• Commitment to keep OC all times at the level commensurate with S&P rating 'AAA'
Type of Properties	<ul style="list-style-type: none">• Primary residences• Limited liability housing companies (multiple individuals)
Type of Products	<ul style="list-style-type: none">• Principal repayment mortgages<ul style="list-style-type: none">• 97% floating interest rate• No revolving/flexible loans

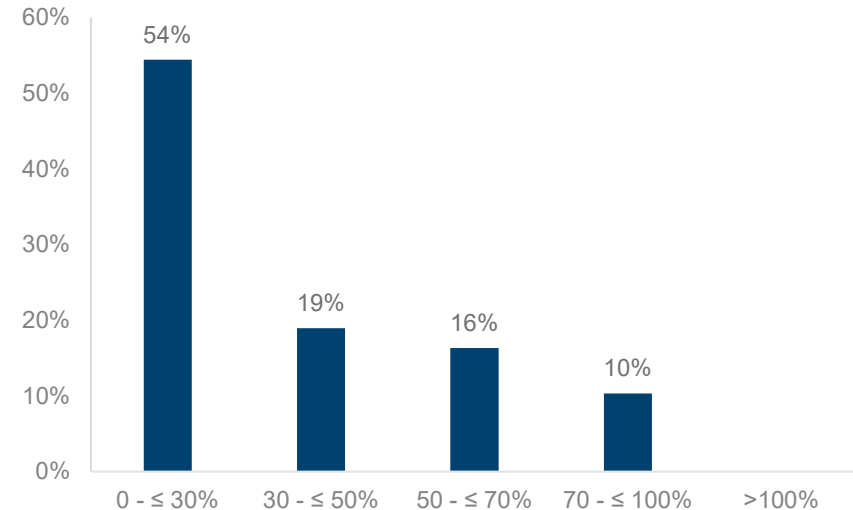
Cover Asset Pool 1 Data (1/3)



Pool Data as at 30.9.2024

Applicable law	Act 688/2010
Total Cover Pool (nominal)	EUR 1 057 874 813
Eligible Cover Pool	EUR 1 045 173 000
Average Loan Balance	EUR 194 928
Number of loans	5 427
Number of properties	4 731
Number of clients	5 603
WA seasoning (months)	52
WA remaining term (months)	230
WA LTV (indexed)	33.6%
WA LTV total (indexed)	34.2%
Interest	Variable 97% Fixed 3%
Loans in arrears (>30 days)	0.00%
OC level (nominal)	29.0%
OC level (eligible)	27.5%
Pool Type	Dynamic

LTV Distribution

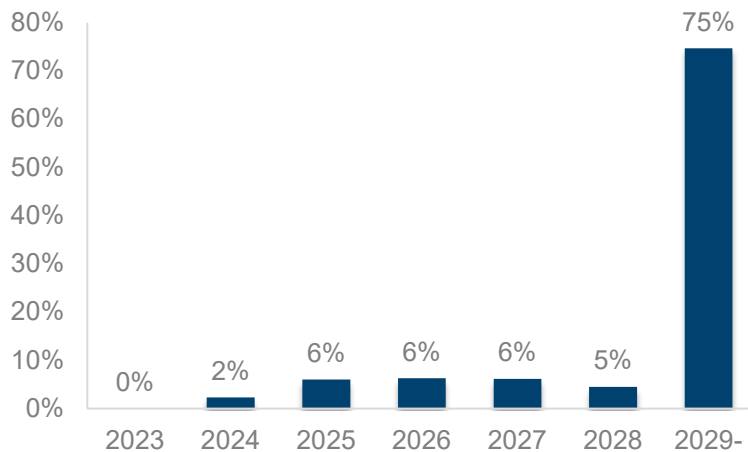


- The weighted average indexed LTV of the pool is 34.2%
- No non-performing loans in the cover pool
- No arrears
- Well-seasoned mortgage cover pool

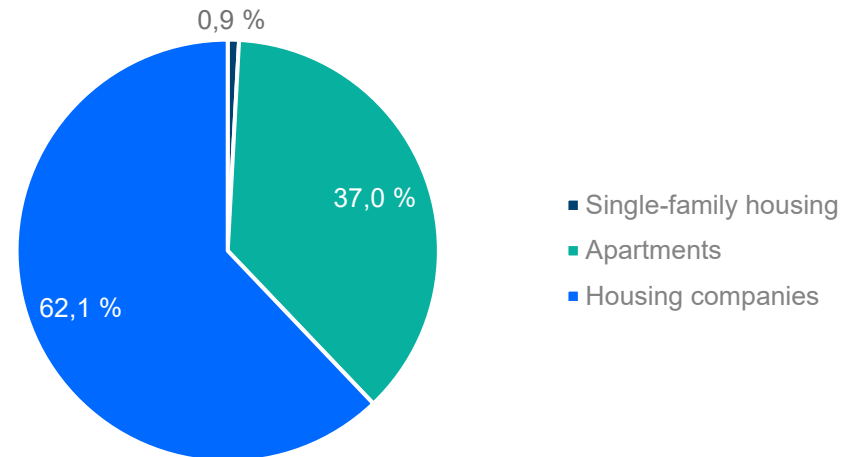
Cover Asset Pool 1 Data (2/3)



Pool Loan Maturity Profile Contractual Amortizations



Pool Collateral Types



- Balanced pool composition: 38% of retail mortgages and 62% of housing company residential mortgages
- All loans with contractual repayment schedule
- Stable amortization profile
- No public sector loans in the pool
- Currently no substitute assets in the pool

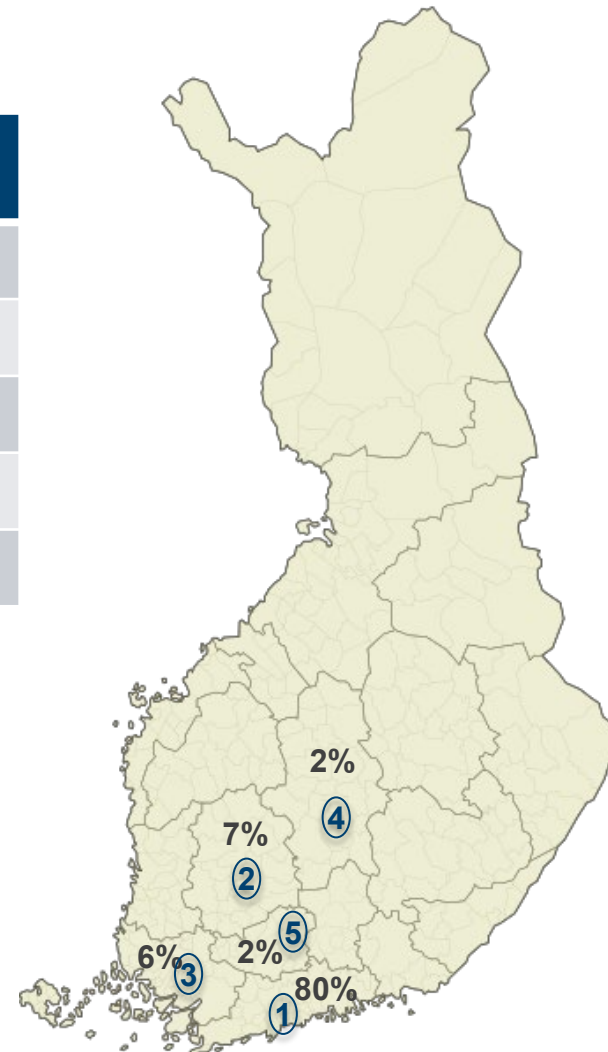
Cover Asset Pool 1 Data (3/3)



Geographical Distribution as at 30.9.2024

	Region	Major City	Share of the Pool
1	Uusimaa	Helsinki	80%
2	Pirkanmaa	Tampere	7%
3	Varsinais-Suomi	Turku	6%
4	Central Finland	Jyväskylä	2%
5	Kanta-Häme	Hämeenlinna	2%

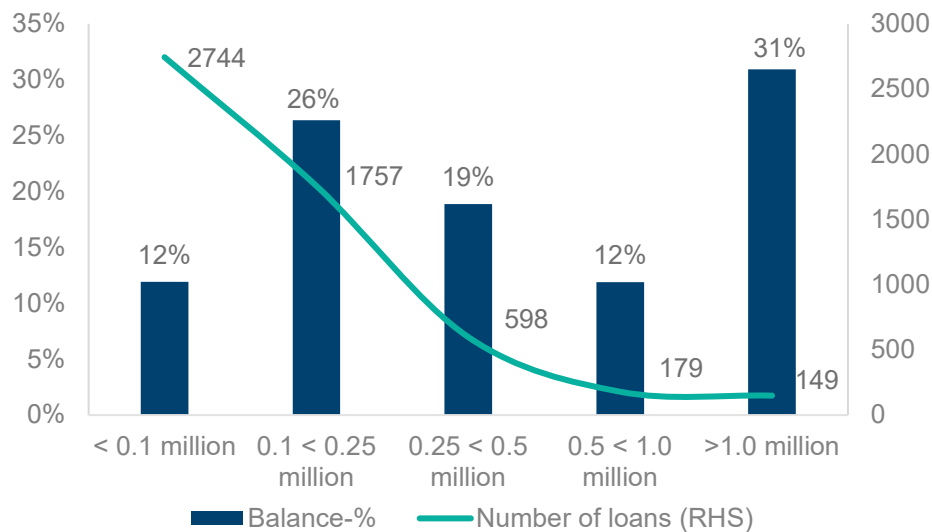
Hypo's strategic choice is to operate mostly in prime growth centers.



Cover Pool 1 Loan Size Distribution



Loan Size Distribution:
Share and Number of Loans



- 38% of loans in the pool have remaining balance below EUR 250,000.
- Loans with remaining balance > 1 million are housing company loans (= common debt between multiple individuals)
- Loans with remaining balance < 5,000 excluded from the cover pool

Cover Pool 1 Stress Test



Pool Resilient to House Price Decline

LTV	House price decline 0%	House price decline 10%	House price decline 20%	House price decline 30%	House price decline 40%
0- ≤ 40%	688	635	604	556	488
40- ≤ 70%	261	251	225	211	217
70- ≤100%	109	158	185	182	158
>100%		14	43	109	195
Pool total (nominal), EUR million	1,058	1,044	1,015	949	863
OC (nominal)	29.0%	27.3%	23.7%	15.7%	5.3%

- The stress test assumes that no action is taken to include new loans into the pool.
- Even in an extreme stress scenario, where house prices decline by 40% overnight, the pool of loans total still exceeds EUR 820 million (the total outstanding amount of bonds).

Cover Asset Pool 2

Act 151/2022



Eligibility Criteria for Cover Pool 2



Origination	<ul style="list-style-type: none">• Issuer the Mortgage Society of Finland (Hypo)• Only mortgage loans originated by Hypo
Assets Categories	<ul style="list-style-type: none">• 100% Finnish residential assets<ul style="list-style-type: none">• Retail mortgages• Housing company residential mortgages (common debt between multiple individuals)
Customer Credit Quality	<ul style="list-style-type: none">• No arrears (>30 days)• No negative credit history• Over 65% of the pool loans have the best internal credit class 'A'
Collateral	<ul style="list-style-type: none">• Maximum LTV limit 80%• Current Pool WALTV 21.7%• Finnish residential collateral, located in prime growth centers• Collateral valuations updated quarterly• Commitment to keep OC all times at the level commensurate with S&P rating 'AAA'
Type of Properties	<ul style="list-style-type: none">• Primary residences• Limited liability housing companies (multiple individuals)
Type of Products	<ul style="list-style-type: none">• Principal repayment mortgages<ul style="list-style-type: none">• 99.4% floating interest rate• No revolving/flexible loans

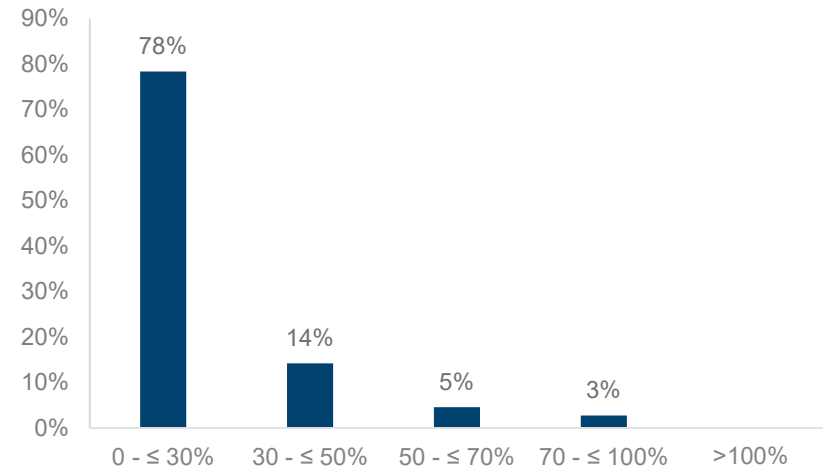
Cover Asset Pool 2 Data (1/3)



Pool Data as at 30.9.2024

Applicable law	Act 151/2022
Total Cover Pool (nominal)	EUR 1 147 124 751
Eligible Cover Pool	EUR 1 145 734 000
Average Loan Balance	EUR 271 508
Number of loans	4 225
Number of properties	3 298
Number of clients	3 526
WA seasoning (months)	63
WA remaining term (months)	214
WA LTV (indexed)	21.6%
WA LTV total (indexed)	21.7%
Interest	Variable 99% Fixed 1%
Loans in arrears (>30 days)	0.00%
OC level (nominal)	27.5%
OC level (eligible)	27.3%
Pool Type	Dynamic

LTV Distribution

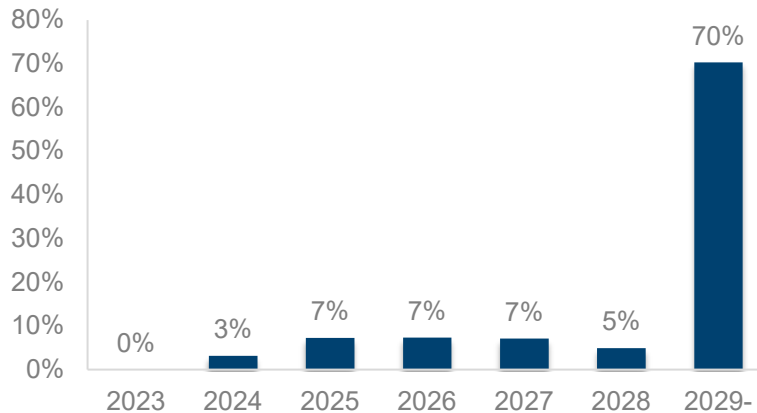


- The weighted average indexed LTV of the pool is 21.7%
- No non-performing loans in the cover pool
- No arrears
- Well-seasoned mortgage cover pool

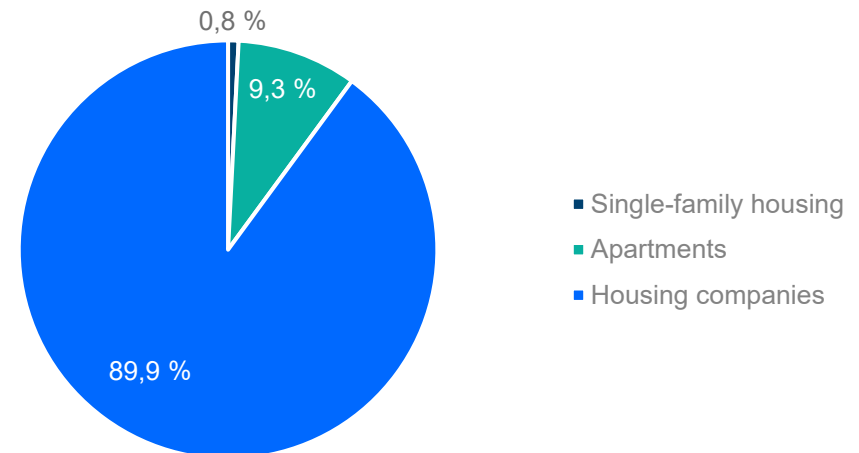
Cover Asset Pool 2 Data (2/3)



Pool Loan Maturity Profile Contractual Amortizations



Pool Collateral Types



- Pool composition: 10% of retail mortgages and 90% of housing company residential mortgages
- All loans with contractual repayment schedule
- Stable amortization profile
- No public sector loans in the pool
- Currently no substitute assets in the pool

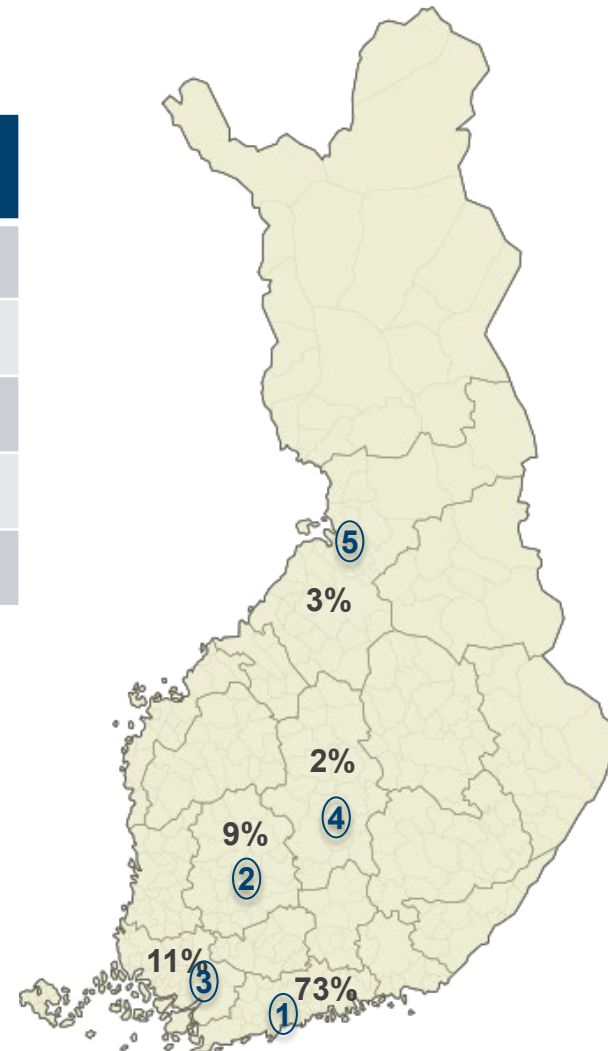
Cover Asset Pool 2 Data (3/3)



Geographical Distribution as at 30.9.2024

	Region	Major City	Share of the Pool
1	Uusimaa	Helsinki	73%
2	Pirkanmaa	Tampere	9%
3	Varsinais-Suomi	Turku	11%
4	Central Finland	Jyväskylä	2%
5	North Ostrobothnia	Oulu	3%

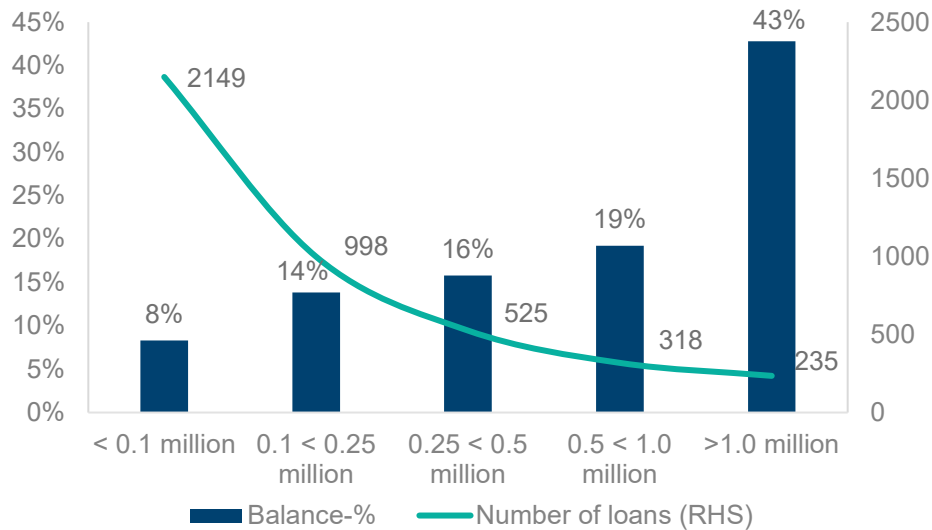
Hypo's strategic choice is to operate mostly in prime growth centers.



Cover Pool 2 Loan Size Distribution



Loan Size Distribution:
Share and Number of Loans



- 22% of loans in the pool have remaining balance below EUR 250,000.
- Loans with remaining balance > 1 million are housing company loans (= common debt between multiple individuals)
- Loans with remaining balance < 5,000 excluded from the cover pool

Cover Pool 2 Stress Test



Pool Resilient to House Price Decline

LTV	House price decline 0%	House price decline 10%	House price decline 20%	House price decline 30%	House price decline 40%
0- ≤ 40%	994	963	919	865	765
40- ≤ 70%	124	130	157	190	243
70- ≤100%	29	49	58	63	75
>100%		5	14	29	64
Pool total (nominal), EUR million	1,147	1,142	1,133	1,118	1,083
OC (nominal)	27.4%	26.9%	25.9%	24.2%	20.3%

- The stress test assumes that no action is taken to include new loans into the pool.
- Even in an extreme stress scenario, where house prices decline by 40% overnight, the pool of loans total still exceeds EUR 900 million (the total outstanding amount of bonds).

Contact

www.hypo.fi/en/investor-relations/

CEO
Mr Ari Pauna
Tel. +358 50 353 4690
ari.pauna@hypo.fi

Head of Treasury
Ms Outi Wasenius
Tel. +358 44 349 1433
outi.wasenius@hypo.fi



DISCLAIMER

To the extent the Information relating to The Mortgage Society of Finland ("Hypo") or its group members ("Hypo Group") is prepared by Hypo or another member of Hypo Group, the following limitations apply:

All official financial information of Hypo Group, including without limitation profit and loss statement, balance sheet, and annexes is available at web address www.hypo.fi/. This document is not official financial information of Hypo Group.

Opinions and statements of or concerning Hypo Group are made in good faith at the time of giving such statement and may be subject to change without notice. Investing in a financial instrument issued by Hypo may contain risks, such as (without limitation) operational and financial condition of Hypo Group and general market conditions. Changes in them may have an adverse effect on the price or value of the instrument. The investor is exposed to the risk of losing all or part of the investment in a financial instrument issued by Hypo. Opinions or statements regarding future performance are based on assumptions that may not be realised. Past performance of Hypo Group is not a sign or a promise of future performance.