



Covered Bond Transparency Information

The Mortgage Society of Finland

Information as at June 30, 2017

Published on August 11, 2017

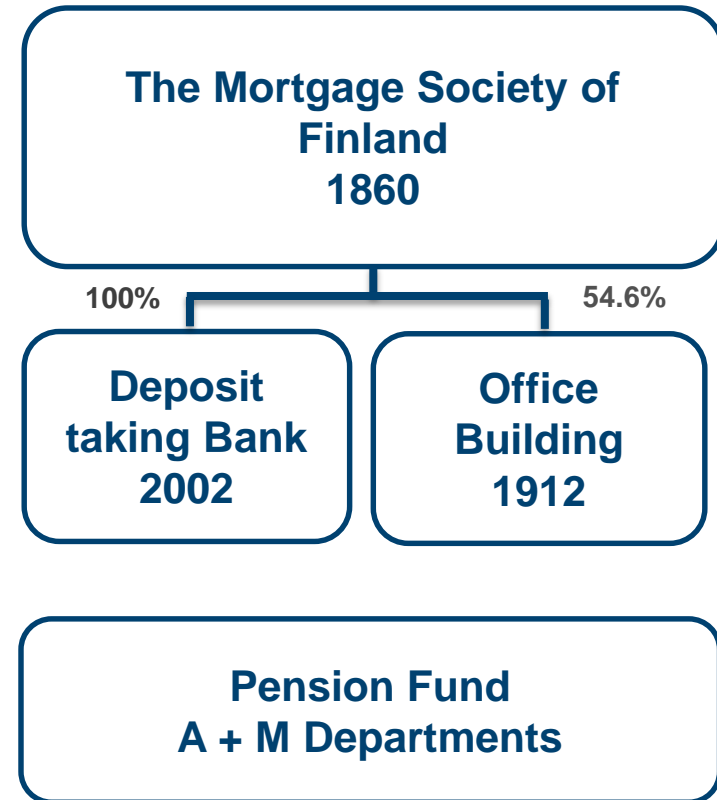
About the Issuer



Hypo Group Overview



- Founded in 1860
 - The oldest private credit institution in Finland
- Retail banking, no corporate lending
- Supervised by the FIN-FSA
- Specialized in mortgage financing
- Residential property always as collateral
- Mutual company governed by the member customers
 - All returns are kept within Hypo
- Strong loan book (NPLs 0.13%)
- Established and frequent issuer in Finland
- Total assets EUR 2.6 billion
- S&P rating 'BBB/A-2' (stable)



S&P Issuer Credit Rating of Hypo: 'BBB/A-2'



Anchor Rating for Finnish Commercial Banks

a-

1. Hypo business position

-2

- Small-sized credit institution, concentrated niche market position
- Prudent approach in managing risks, restricted operations providing stability

2. Hypo capital and earnings

+2

- Very strong capital and earnings
- Retained earnings fully used for capital build-up

3. Hypo risk position

-1

- Moderate risk position due to concentration in risks
- Partly mitigated by conservative underwriting standards, prudent risk management and outstanding loan-loss track record

4. Hypo liquidity and funding

-1

- Well matched funding profile
- High loan-to-deposit ratio

Hypo Credit Rating

BBB

- The rating outlook is stable.

Covered Bonds



Hypo Covered Bonds

Executive Summary as at 30.6.2017

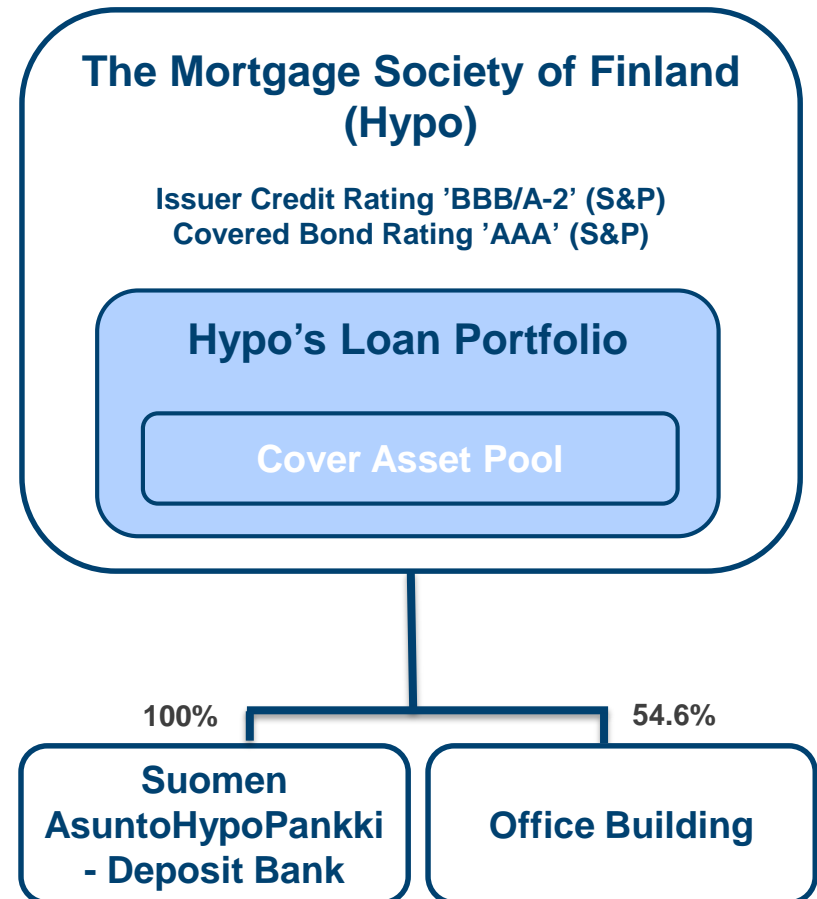


- Issuer is the Group parent, no separate covered bond issuer
- Total amount outstanding EUR 650 million
 - EUR 300 million, Maturity Date May 10, 2021 with 1 year soft-bullet structure
 - EUR 100 million, Maturity Date Dec. 7, 2022 with 1 year soft-bullet structure
 - EUR 250 million, Maturity Date June 28, 2024 with 1 year soft-bullet structure
- Covered bonds rated 'AAA' (st.) by the S&P
- Cover pool consists 100% of Finnish residential property
 - Regulatory risk weight of pool assets 35% (Basel III standard method)
- Current WALTV 31.4%
- Current nominal overcollateralization 27.8%
 - Commitment to keep the OC all times at a level commensurate with a 'AAA' rating from S&P Global Ratings
 - Legally binding OC requirement: 2% of the net present value
 - All collateral located in Finland, in selected prime growth centers
- Hedging agreements in place to mitigate the interest rate risk
- Hypo is a member of ECBC

Simple Structure, High Transparency



- Issuer is the group parent Hypo
- Covered bonds issued directly from Hypo's balance sheet
 - No separate covered bond entity
 - The assets are segregated by the covered bond register
- Issuer Credit Rating 'BBB/A-2' (st.)
- Covered Bond Rating 'AAA' (st.)



Cover Asset Pool



Eligibility Criteria for the Cover Pool



Origination	<ul style="list-style-type: none">• Issuer the Mortgage Society of Finland (Hypo)• Only mortgage loans originated by Hypo
Assets Categories	<ul style="list-style-type: none">• 100% Finnish residential assets<ul style="list-style-type: none">• Retail mortgages• Housing company residential mortgages (common debt between multiple individuals)
Customer Credit Quality	<ul style="list-style-type: none">• No arrears (>30 days)• No negative credit history• Over 70% of the pool loans have the best internal credit class 'A'
Collateral	<ul style="list-style-type: none">• Maximum LTV limit 70%• Current Pool WALTV 31.4%• Finnish residential collateral, located in prime growth centers• Collateral valuations updated quarterly• Commitment to keep OC all times at the level commensurate with S&P rating 'AAA'
Type of Properties	<ul style="list-style-type: none">• Primary residences• Limited liability housing companies (multiple individuals)
Type of Products	<ul style="list-style-type: none">• Principal repayment mortgages<ul style="list-style-type: none">• 99% floating interest rate• No revolving/flexible loans

SECURE WAY FOR BETTER LIVING.

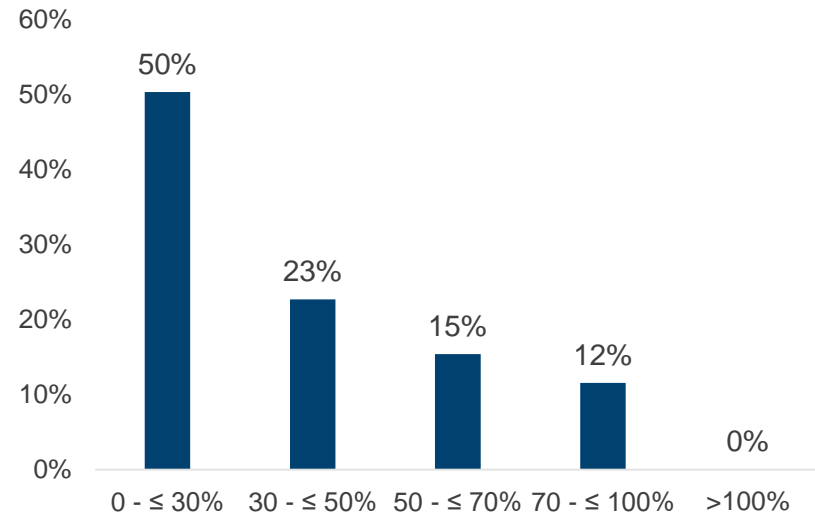
Cover Asset Pool Data (1/3)



Pool Data as at 30.06.2017

Total Cover Pool (nominal)	EUR 830 961 810
Eligible Cover Pool	EUR 820 398 267
Average Loan Balance	EUR 197 706
No. of loans	4 203
No. of properties	3 674
No. Clients	4 298
WA seasoning (months)	41
WA remaining term (months)	228
WA LTV (indexed)	31.4%
WA LTV (unindexed)	34.3%
Interest	Variable 99% Fixed 1%
Loans in arrears (>30 days)	0.00%
OC level (nominal)	27.8%
OC level (eligible)	26.2%
Pool Type	Dynamic

LTV Distribution

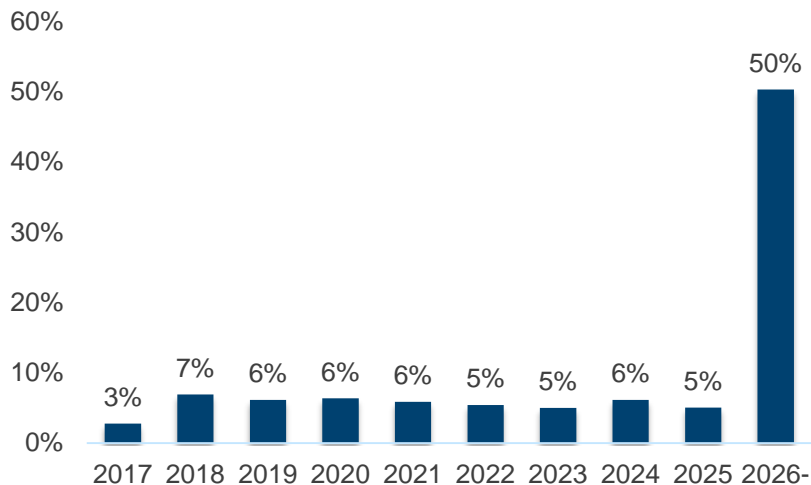


- The weighted average indexed LTV of the pool is 31.4%
- No non-performing loans in the cover pool
- No arrears
- Well-seasoned mortgage cover pool

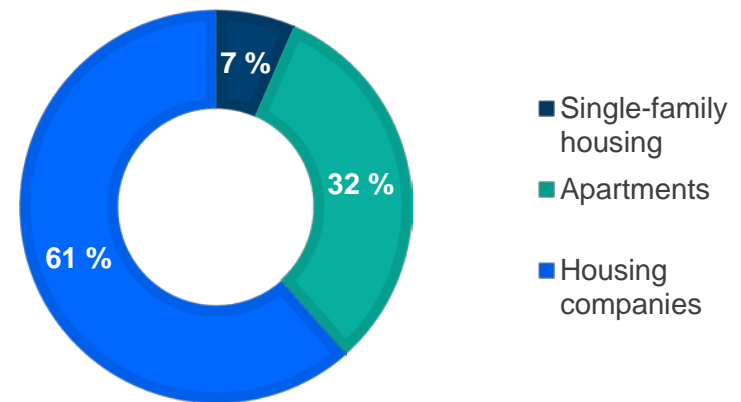
Cover Asset Pool Data (2/3)



Pool Loan Maturity Profile Contractual Amortizations



Pool Collateral Types



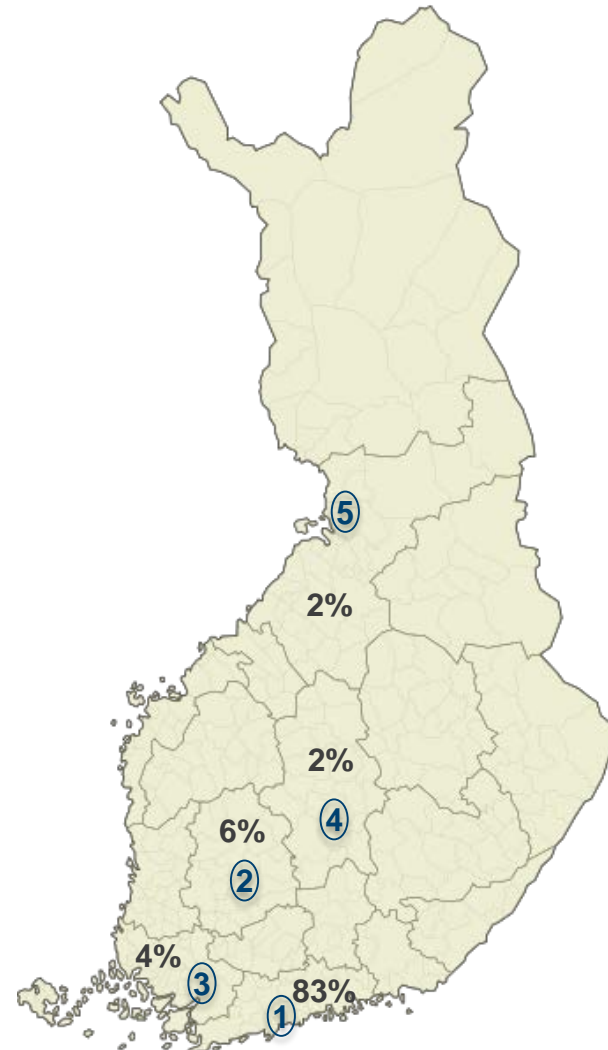
- Balanced pool composition: around 40% of retail mortgages and 60% of housing company residential mortgages
- All loans with contractual repayment schedule
- Stable amortization profile
- No public sector loans in the pool
- Currently no substitute assets in the pool

Cover Asset Pool Data (3/3)



Geographical Distribution as at 30.6.2017

	Region	Major City	Share of the Pool
1	Uusimaa	Helsinki	83%
2	Pirkanmaa	Tampere	6%
3	Varsinais-Suomi	Turku	4%
4	Keski-Suomi	Jyväskylä	2%
5	Pohjois-Pohjanmaa	Oulu	2%

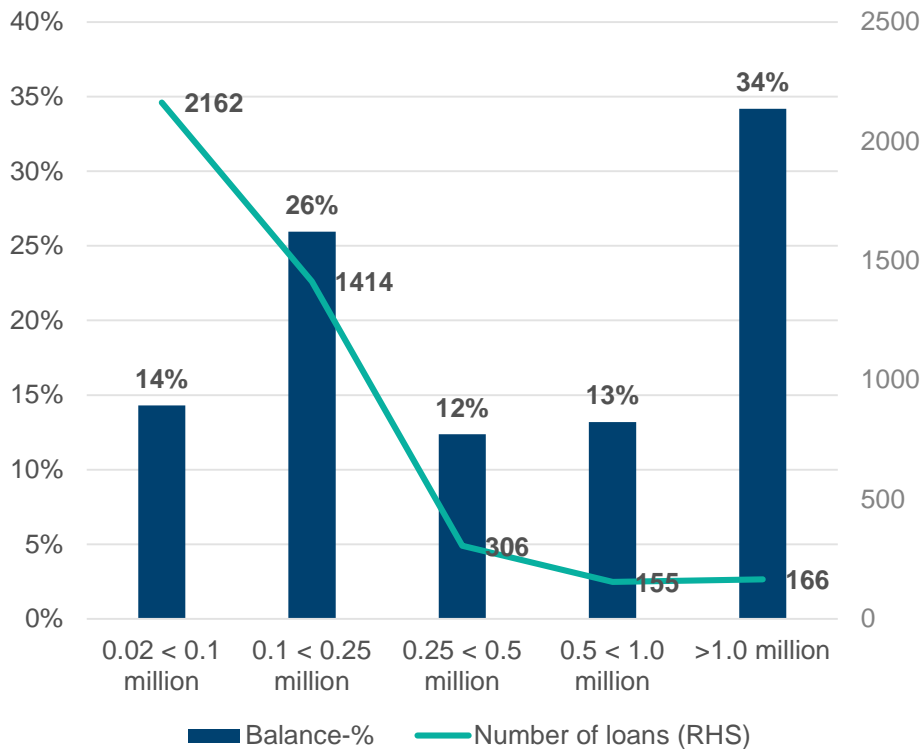


- Hypo's strategic choice is to operate in prime growth centers

Cover Pool Loan Size Distribution



Loan Size Distribution: Share and Number of Loans



- 40% of loans in the pool have remaining balance below EUR 250,000.
- Loans with remaining balance > 1 million are housing company loans (= common debt between multiple individuals)
- Loans with remaining balance > 3 million excluded from the cover pool
- Loans with remaining balance < 20,000 excluded from the cover pool

Cover Asset Pool Stress Test



Pool Resilient to House Price Decline

LTV	House price decline 0%	House price decline 10%	House price decline 20%	House price decline 30%	House price decline 40%
0- ≤ 40%	534	498	455	408	364
40- ≤ 70%	201	192	188	194	188
70- ≤100%	96	134	151	133	116
>100%	-	7	37	96	163
Pool total (nominal), EUR million	831	824	794	735	668
OC (nominal)	27.8%	26.8%	22.2%	13.1%	2.7%

- The stress test assumes that no action is taken to include new loans into the pool.
- Even in an extreme stress scenario, where house prices decline by 40% overnight, the pool total still exceeds EUR 650 million (the total outstanding amount of bonds).

Contact

www.hypo.fi/en/investor-relations/



CEO

Mr Ari Pauna

Tel. +358 50 353 4690

ari.pauna@hypo.fi

Chief Treasury and Funding Officer

Mr Petteri Bollmann

Tel. +358 50 550 4355

petteri.bollmann@hypo.fi

Chief Economist, Research Director

Mr Juhana Brotherus

Tel. +358 50 3849 479

juhana.brotherus@hypo.fi

DISCLAIMER

To the extent the Information relating to The Mortgage Society of Finland ("Hypo") or its group members ("Hypo Group") is prepared by Hypo or another member of Hypo Group, the following limitations apply:

All official financial information of Hypo Group, including without limitation profit and loss statement, balance sheet, and annexes is available at web address www.hypo.fi/. This document is not official financial information of Hypo Group.

Opinions and statements of or concerning Hypo Group are made in good faith at the time of giving such statement and may be subject to change without notice. Investing in a financial instrument issued by Hypo may contain risks, such as (without limitation) operational and financial condition of Hypo Group and general market conditions. Changes in them may have an adverse effect on the price or value of the instrument. The investor is exposed to the risk of losing all or part of the investment in a financial instrument issued by Hypo. Opinions or statements regarding future performance are based on assumptions that may not be realised. Past performance of Hypo Group is not a sign or a promise of future performance.