

Hypo Investor Update 1Q2020

Debt Investor Presentation



Published on April 29, 2020

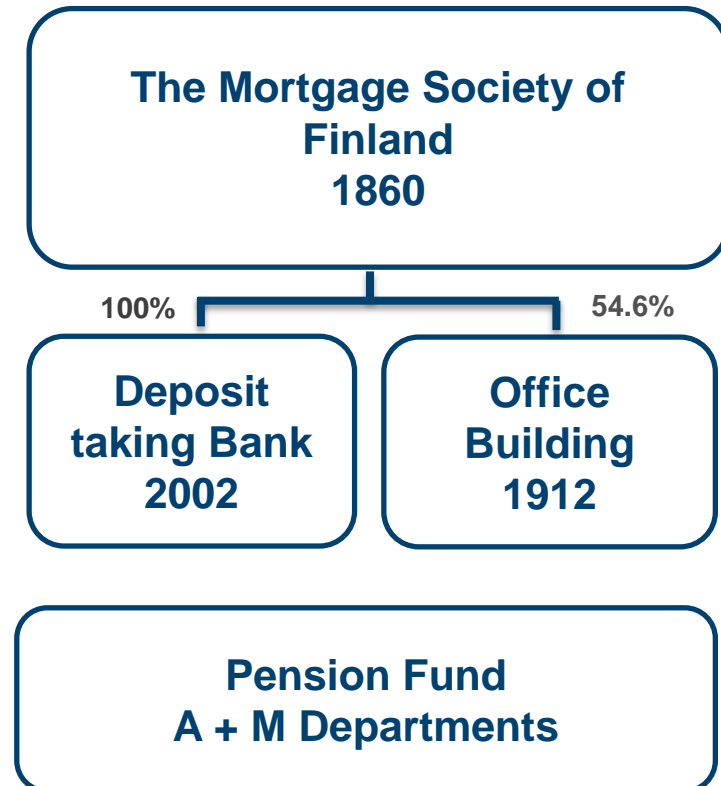


Secure Way for Better Living

Hypo Group Overview



- Founded in 1860
 - The oldest private credit institution in Finland
- Retail banking, no corporate lending
- Supervised by the FIN-FSA
- Specialised in mortgage financing
- Residential property always as collateral
- Mutual company governed by the member customers
 - All returns are kept within Hypo
- Strong loan book (NPLs 0.26%)
- Established and regular issuer in Finland
- Total assets EUR 3.1 billion
- S&P issuer rating 'BBB/A-2' (st.)
- S&P covered bond rating 'AAA' (st.)



S&P Issuer Credit Rating of Hypo: 'BBB/A-2' (st.)



Anchor Rating for Finnish Commercial Banks

a-

1. Hypo business position

-2

- Small, monoline player with concentrated niche market position
- Conservative approach to risks and a very low risk appetite

2. Hypo capital and earnings

+2

- Very strong risk-adjusted capital (RAC)
- Mutual company: retained profits solely used for capital buildup
- Interest income from loans expected to strengthen spurred by improved margins

3. Hypo risk position

-1

- Strong asset quality and exceptional loan-loss track record in recent decades
- Moderate risk position due to concentration risks
- Partly mitigated by very conservative lending and underwriting standards

4. Hypo liquidity and funding

-1

- Matched funding profile but elevated dependence on wholesale funding
- Increased share of covered bonds leads to a more balanced funding profile
- Elevated loan-to-deposit ratio

Hypo Credit Rating

BBB (st.)

Hypo Leading the Debate on Finnish Mortgage Market



TALOUSSANOMAT

OMX HELSINKI

↓ -0,37%

DOVRE GROUP PL

10:34

ETUSIVU

UUTISET

"Asuntolaina ei ole enää kahvipaketti vaan määrä kankkunen uhkaa"



Taloyhtiöiden maineen pilaan harrmittaa asuntorahoitusmies



Hypo löysi asuntomarkkinoilta uuden trendin - iso elämäntavan muutos menossa

3.5.2019 06:30

ASUMINEN ASUNTOJEN HINNAT ASUNTOLAINA SUOJITTAMINEN ASUNTOJASOITTAMINEN

Taloukasvu hyytyy - Hypo ennustaa Suomen käyvän taantumassa loppuvuonna

30.8.2019 05:00 | päivitetty 30.8.2019 11:40

KANSANTALOUS ASUMINEN POLITTIKKA



Talous

Hypo: Suomi on kääntymässä kohti taantumaa

Hypo arvioi Suomen bruttokansantuotteen kasvavan tänä vuonna 1,3 prosenttia, ensi vuodelle...



-Vaikka ymmärrän Finoman kodin ostajien sanoo. (KUVA: Heikki Seppä)

Julkaisu: 19.3. @ 05

Jaa

Finanssivalvo Hypon Ari Paasilinen ennakoi asiantuntijalle.



Hypon mukaan Suomen taloukasvun näkymiä heikentävät muun muassa Euroopan talouden yleiset ongelmat. Kuva Frankfurtin pörssistä torstailta. (KUVA: REUTERS)

Ines Sirén HS

Julkaisu: 30.8. 0:01



SUOMI tulee kääntymään loppuvuonna kohti taantumaa, arvelee

Nyt tinkimään asuntokaupoilla - Hypo: "Suomesta saa maailman halvimpia asuntolainoja"

3.7.2019 07:00

ASUMINEN ASUNTOLAINA

Hypo: Suomen kasvu on tältä vuodelta nähty

Hypon mukaan ensi vuotta on poikkeuksellisen vaikea ennustaa.

Suomen talous 30.8.2019 klo 04:31

Luet

ju

1.

2.

3.

4. Sähköpotkulaatayritys pelastyi kaahailusta syntyneestä kohusta: Lautoihin asennetaan Helsingissä nopeusrajoittimet

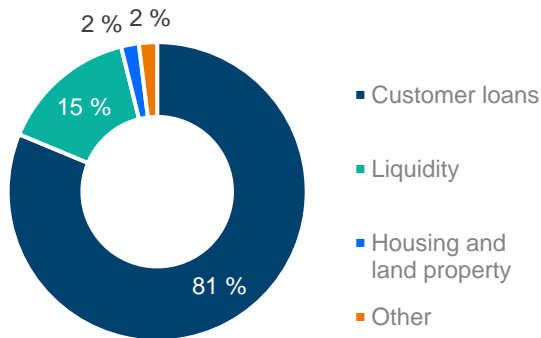
Financial Results



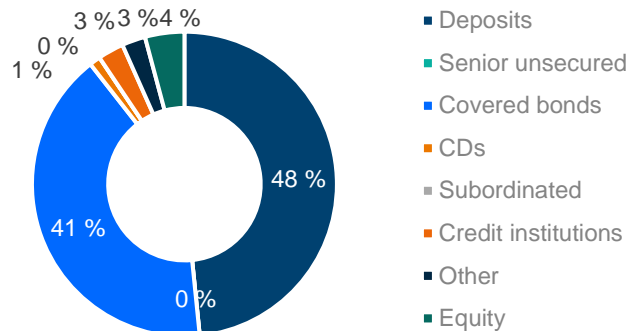
Strong Balance Sheet



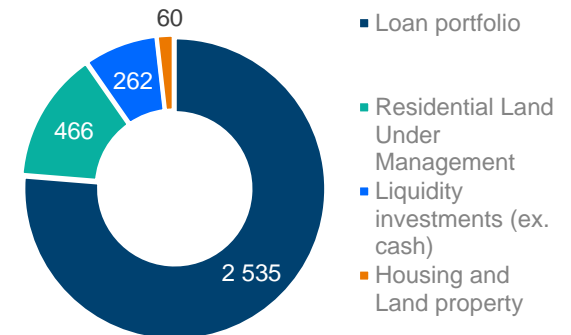
Total Assets



Liabilities and Equity



Revenue generating assets (m€), on and off balance sheet

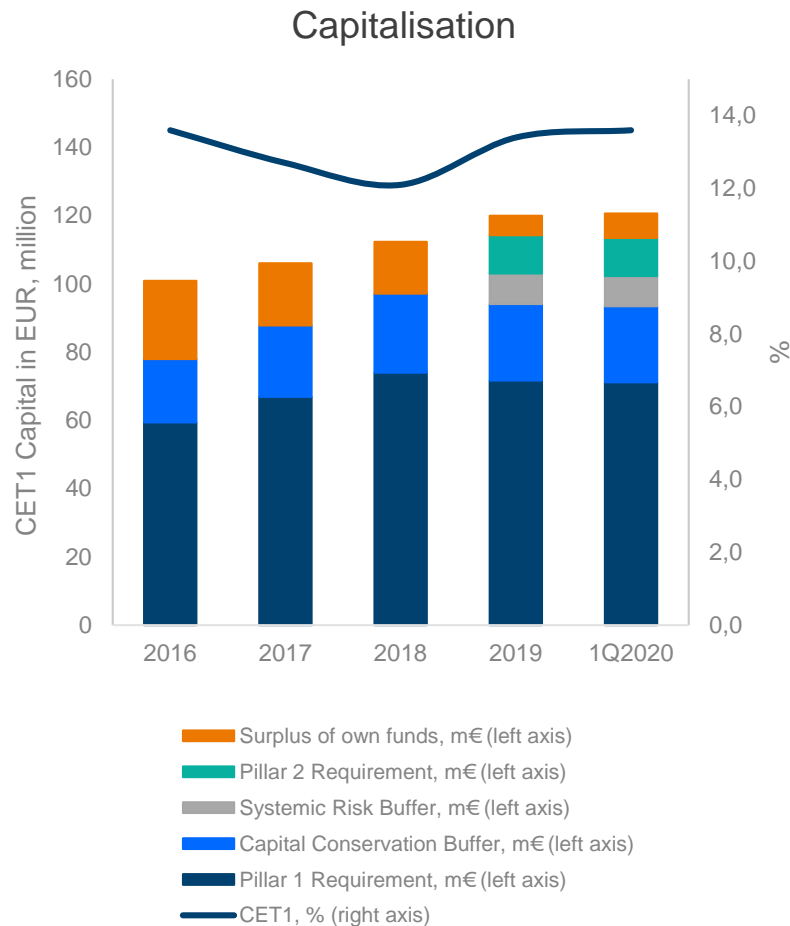


Balance Sheet Total



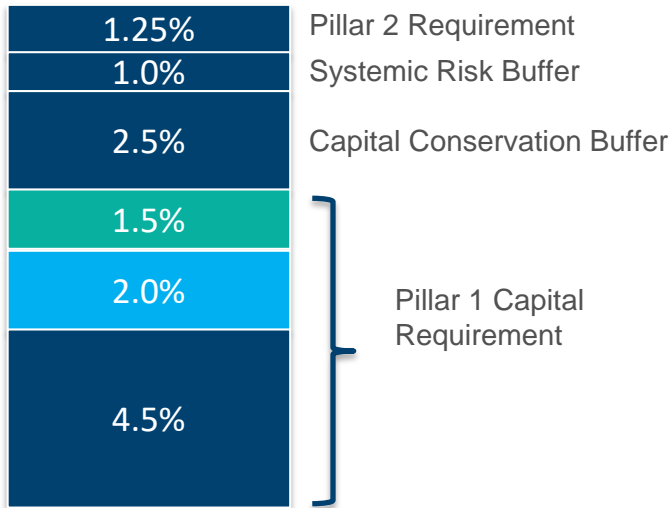
SECURE WAY FOR BETTER LIVING.

Solid Capital Basel III Standard Approach



- Mutual company: all profits retained and added to the core capital
- S&P's Risk Adjusted Capital 16.9% on 31.12.2019
- Total Capital Ratio (all CET1) 13.6%
- EUR 7.2 million of excess capital after
 - 8.0% Pillar 1 Requirement
 - 2.5% Capital Conservation Buffer
 - 1.0% Systemic Risk Buffer
 - 1.25% Pillar 2 Requirement
- EUR 5.1 million of hidden reserves in housing property (not marked-to-market) and EUR 4.1 million of surplus in Pension Fund
 - Inclusion into CET1 would raise the ratio to 14.4%
- Basel III standardized approach risk weights
 - Lending with residential collateral: 35% risk weight
 - Housing and land investments: 100% risk weight

Hypo Group's Capital Requirements



- To be met fully with Tier 1 -capital
- Possible to use Tier 2 -capital
- Possible to use Additional Tier 1 -capital

Pillar 1 Capital Requirement	8.00%
Capital Conservation Buffer	2.50%
Systemic Risk Buffer	1.00%
<ul style="list-style-type: none"> • 0% from 6.4.2020 onwards 	
Pillar 2 Requirement	1.25%
<ul style="list-style-type: none"> • Entered into force on 31.12.2019 	

→ Total Capital Requirement now 12.75%
6.4.2020 11.75%

Group Income Statement



(EUR 1 000)	1-3/2020	1-3/2019	2019	2018
Net Interest Income	3 711	3 393	14 452	12 331
Net Fee and Commission Income	841	784	3 562	3 795
Total Other Income	367	916	2 689	2 097
Total expenses	-3 915	-3 644	- 12 296	- 11 058
Operating Profit	1 004	1 448	8 407	7 165

- Net Interest Income continued to grow to EUR 3.7 million (EUR 3.4 million for January-March 2019) due to lower funding costs.
- Hypo Group's operating profit was EUR 1.0 million (EUR 1.4 million). An increasing amount of operating profit originated from core business operations.
- Net Fee and Commission Income totaled EUR 0.8 million (EUR 0.8 million).
- Total other income (incl. treasury operations and housing and residential land) amounted to EUR 0.4 million (EUR 0.9 million).
- Total expenses totaled EUR 3.9 million (EUR 3.6 million).

Group Key Financial Figures



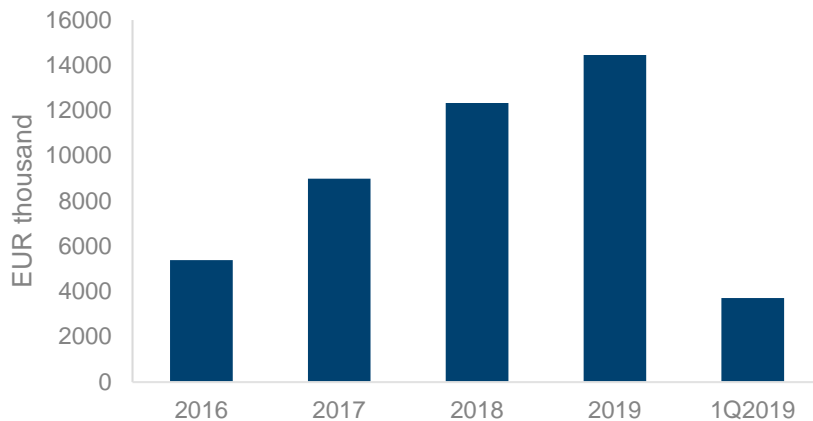
	1-3/2020	1-3/2019	2019	2018
Return on Equity (%)	2.4	3.8	5.5	5.0
Common Equity Tier 1 ratio (%)	13.6	12.2	13.4	12.1
Cost-to-income ratio (%)	79.8	71.6	59.6	60.6
Non-performing assets (%)	0.26	0.09	0.10	0.07
Loan-to-value ratio (%)	35.2	35.6	35.3	35.8
Loans-to-deposits (%)	167.9	157.3	158.8	150.7
Loan portfolio total (m€)	2 535	2 614	2 586	2 589
Balance sheet total (m€)	3 119	3 376	3 231	3 114

- Total assets were EUR 3.1 billion and loan portfolio EUR 2.5 billion.
- CET1 ratio was 13.6% (13.4% on 31 December 2019) and equity amounted to EUR 130.0 million (129.8 million).
- Group's financial position remained stable throughout the period.

Net Interest Income Increased Despite Low Interest Rate Environment

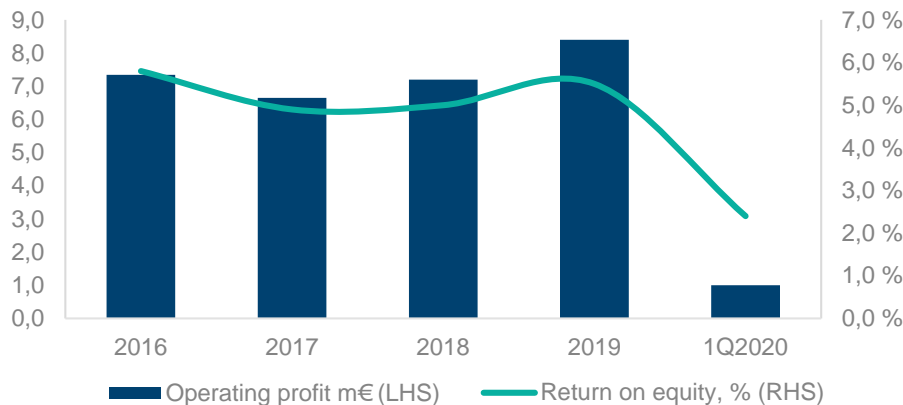


Net Interest Income

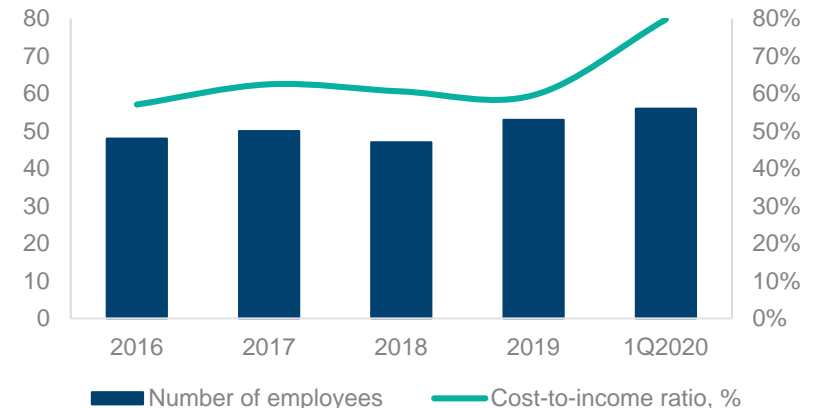


- Net interest income continued to grow to EUR 3.7 million (EUR 3.4 million 1-3/2019) due to lower funding costs.
- Operating profit was EUR 1.0 million (EUR 1.4 million 1-3/2019)
- Cost-to-income ratio 79.8% (71.6% 1-3/2019)

Profitability



Cost-to-Income Ratio (%) and
Number of Permanent Employees



SECURE WAY FOR BETTER LIVING.

Hypo's Loan Book

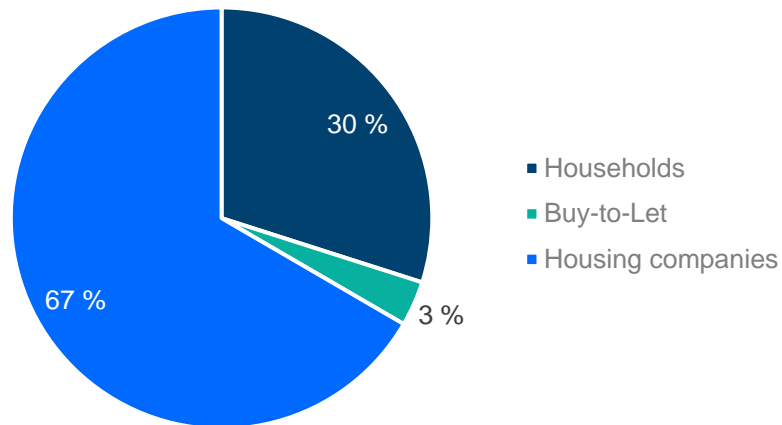


Loan Book Overview

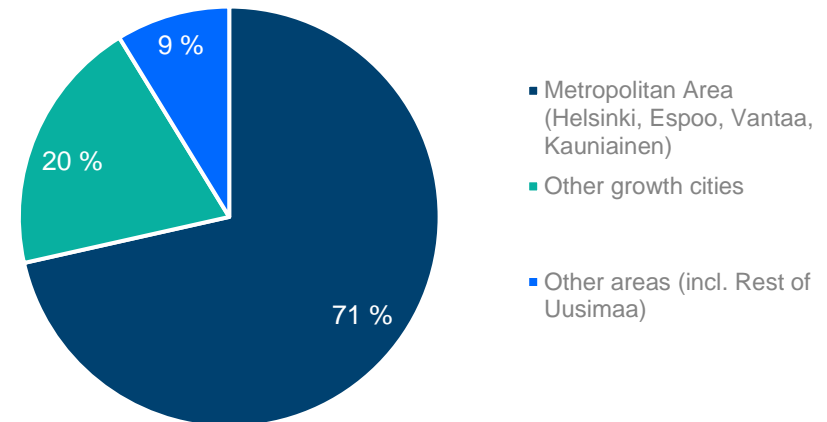


- Mortgage loans secured by residential property
- Collateral requirement is set in the Finnish Act on Mortgage Societies
- Two main customer groups
 1. Households: home mortgage, buy-to-let
 2. Housing companies: renovation loans, construction phase loans

Lending by Customer Type



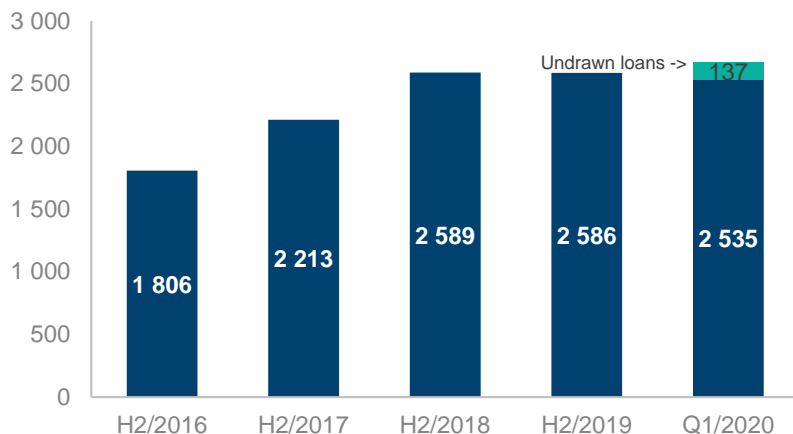
Loan Book by Customer Domicile



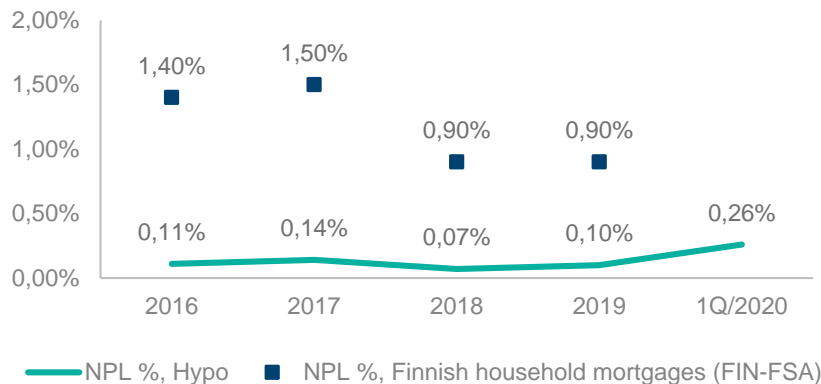
Loan Book Steady



Hypo Loan Book Total, m€



Non-performing Loans (%)

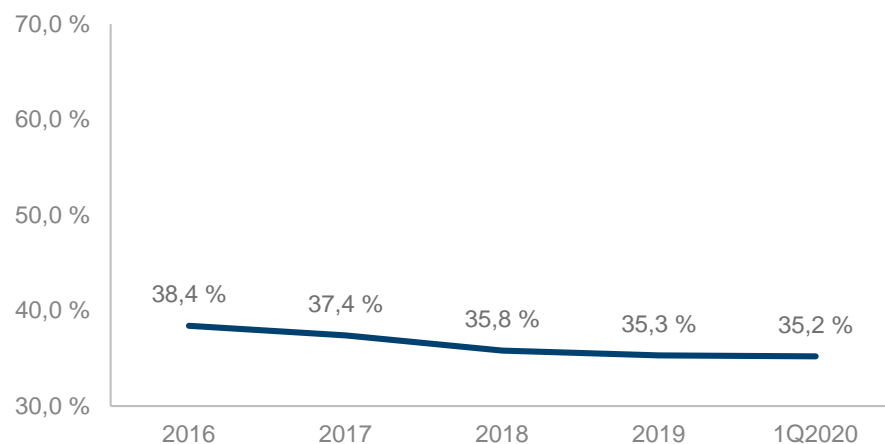


- Hypo's loan book was EUR 2 535 million
- Currently EUR 137 million undrawn loans
- All lending is against residential collateral
- Only EUR denominated lending
- All collateral is located in Finland
- Strategic concentration in the Helsinki Metropolitan Area and other specified growth areas
- Non-performing loans remained very low at 0.26% of total loans
- The quality of the loan book well above the Finnish household mortgage average NPLs.

Loan Book Quality Excellent

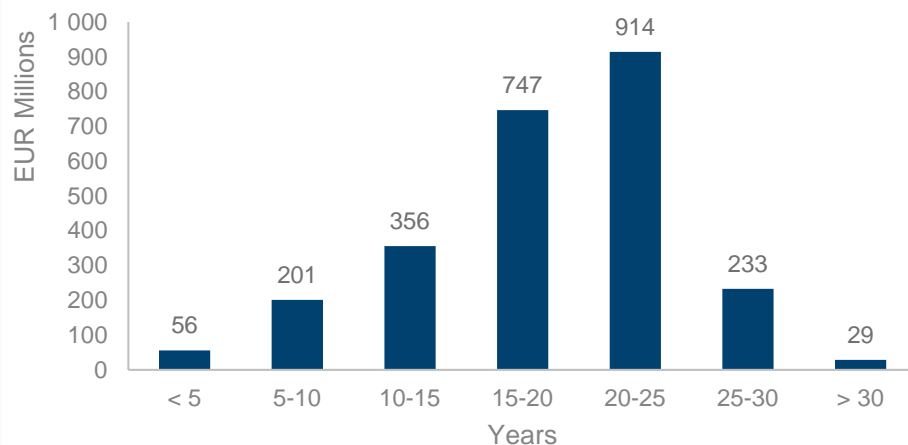


Hypo Loan Book Average LTV



- Hypo's loan portfolio is entirely secured by residential property
- The average LTV (loan-to-value) stable at 35.2%
- Around 99% of the loans are amortizing and 1% bullets
- >90% of loan book is risk weighted at 35% or lower
- The average maturity of a loan at the time of withdrawal is 18 years
- Financed properties mainly located in the population dense Helsinki Metropolitan Area.
- Low LTV combined with conservative collateral valuation makes Hypo's loan book very strong even in times of stress

Loan Book by Remaining Maturity (years)



SECURE WAY FOR BETTER LIVING.

Funding and Liquidity



Funding Strategy



- Covered bond program inaugurated in 2016
 - Issuer is the group parent, no separate entity
 - Larger issues (≥ 250 million) LCR level 2A eligible
- All Hypo's bonds are
 - listed on the NASDAQ OMX Helsinki Oy trading list
 - issued under Finnish legislation and Domestic programs
- Deposit funding collected through 100% subsidiary bank "Suomen AsuntoHypoPankki"
- Other funding sources
 - Domestic Commercial Deposit program
 - ECB repo counterparty
 - Bilateral loans (e.g. NIB green funding cooperation)

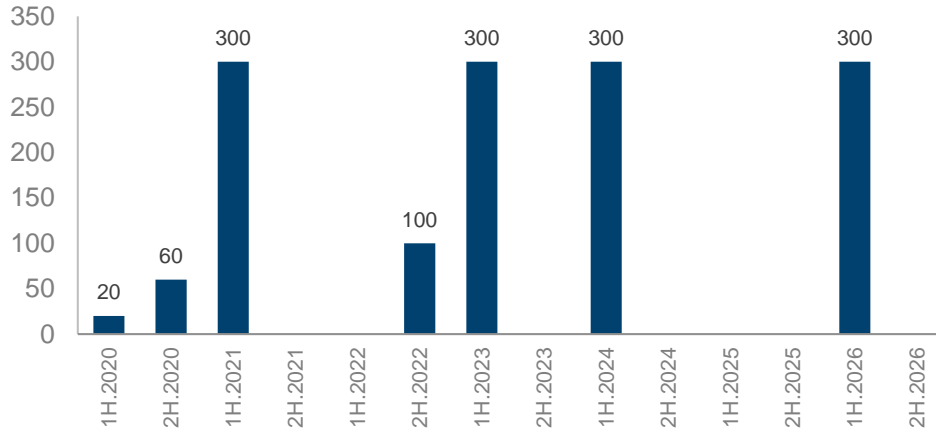
Outstanding Issues as of 31.3.2020 (nominal amount issued)

Type	ISIN	Issue Date	Maturity Date	Nominal (m€)	Coupon	Pricing
Covered	FI4000206966	10.5.2016	10.5.2021	250	Fixed +0.25	MS +22
Covered	FI4000206966 (tap)	27.9.2016	10.5.2021	50	Fixed +0.25	MS +10
Covered	FI4000232855	7.12.2016	7.12.2022	100	Fixed +0.25	MS +11
Covered	FI4000266903	28.6.2017	28.6.2024	250	Fixed +0.375	MS +9
Covered	FI4000266903 (tap)	25.10.2017	28.6.2024	50	Fixed +0.375	MS +4
Covered	FI4000315841	24.4.2018	24.4.2023	250	Fixed +0,375	MS +6
Covered	FI4000315841 (tap)	14.11.2018	24.4.2023	50	Fixed +0.375	MS +9
Covered	FI4000375092	13.3.2019	13.3.2026	300	Fixed +0.5	MS +15

Diversified Funding Profile

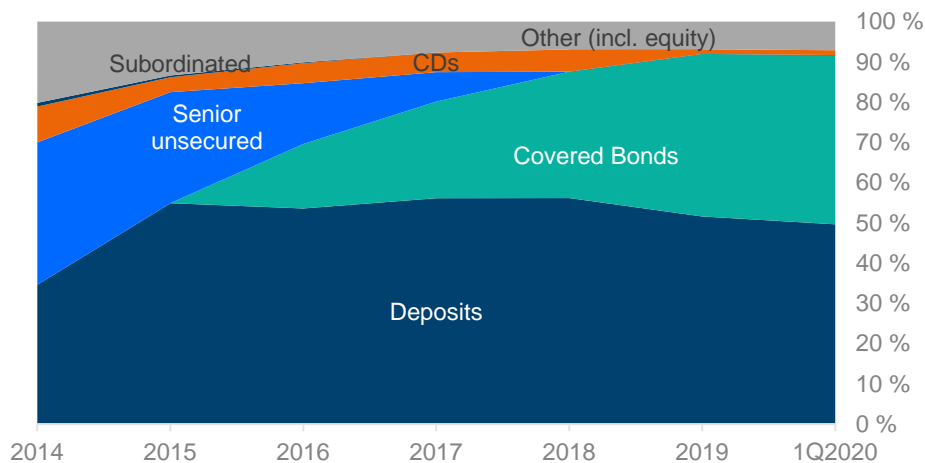


Maturity Profile - Long Term Wholesale Funding



- Deposits through the AsuntoHypoPankki subsidiary form currently ~50% of total funding
- Covered bonds currently ~42% of total funding
- Domestic CD program supports short term funding needs

Funding Structure



SECURE WAY FOR BETTER LIVING.

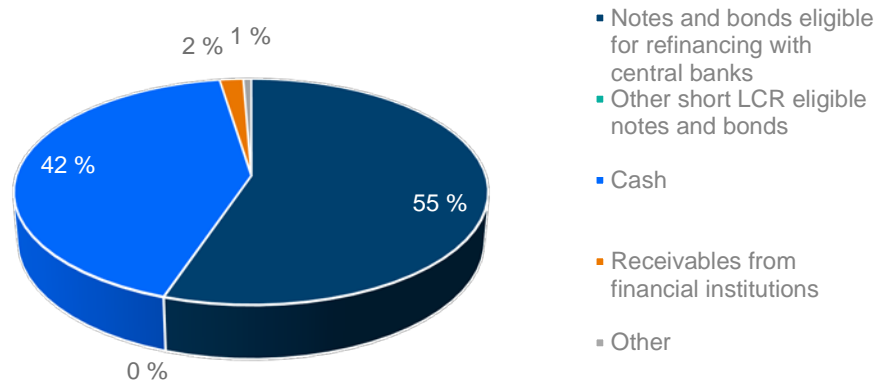
Solid Liquidity Position



Liquidity portfolio EUR 474.8 million as of 31.3.2020

- Equaling 15.2% of total assets
- Conservative investment policy
 - 100 % of debt securities invested in at least 'AA-' rated instruments
 - 100 % of debt securities are ECB repo eligible
- Only EUR denominated exposure
- Hypo's domestic MTN and CD programs support liquidity
- LCR 142.6% (163.8% ye2019)
- Liquidity covers wholesale funding cash flows for the following 31 months.

Liquidity Portfolio



Outlook



Future Outlook



“The coronavirus and the measures taken to prevent the disease from spreading impact the Finnish economy direly. GDP subtracts significantly and the labor market weakens. Housing market volume and prices decline also in the larger cities. Housing loan demand diminishes and pricing for riskier clients increase. Urbanization will take a pause but will continue after the crisis. Ability to recover varies widely across different areas in Finland with the Helsinki region among the strongest. Newbuilding declines which will support housing prices in the years following the crisis.”

Hypo Group focuses on renewal of its core systems and on strengthening its core business and expects the share of profit made by it to continue to rise following the increase of net interest and net fee income. Capital adequacy continues to strengthen.

The operating profit for 2020 is expected to be slightly smaller than in 2019. The expectation contains uncertainties due to the development in economy and interest rates.”



CEO
Mr Ari Pauna
Tel. +358 50 353 4690
ari.pauna@hypo.fi

**Chief Treasury and Funding
Officer**
Mr Petteri Bollmann
Tel. +358 50 550 4355
petteri.bollmann@hypo.fi

**Chief Economist, Research
Director**
Mr Juhana Brotherus
Tel. +358 50 384 9479
juhana.brotherus@hypo.fi

www.hypo.fi/en/investor-relations

DISCLAIMER

To the extent the Information relating to The Mortgage Society of Finland ("Hypo") or its group members ("Hypo Group") is prepared by Hypo or another member of Hypo Group, the following limitations apply:

All official financial information of Hypo Group, including without limitation profit and loss statement, balance sheet, and annexes is available at web address www.hypo.fi/. This document is not official financial information of Hypo Group.

Opinions and statements of or concerning Hypo Group are made in good faith at the time of giving such statement and may be subject to change without notice. Investing in a financial instrument issued by Hypo may contain risks, such as (without limitation) operational and financial condition of Hypo Group and general market conditions. Changes in them may have an adverse effect on the price or value of the instrument. The investor is exposed to the risk of losing all or part of the investment in a financial instrument issued by Hypo. Opinions or statements regarding future performance are based on assumptions that may not be realised. Past performance of Hypo Group is not a sign or a promise of future performance.